

French manufacturer since 1964

www.gys.fr



**BAKHEET
FIX
CONCEPT**
INVEST. TRAIN. MAINTAIN



POWERDUCTION

Induction Heating Systems

INDUCTION

Safe heating method

Induction is a highly efficient process for heating metal at its core in an extremely short space of time. Ideal for use in mechanical engineering, vehicle bodywork, and general maintenance, this method of transferring precise and instantaneous heat only works on ferrous materials, so it has no impact on rubber or plastics. The effect is localised, and the elimination of any gas or flame is a considerable advantage when it comes to ensuring a safe working environment. Unlocking, unjamming or removing stubborn parts and components should no longer be a problem.

The GYS POWERDUCTION range is based on this principle, and is comprised of 8 different products with varying power levels to accommodate a wide range of applications.



MECHANICS AND MAINTENANCE

- unblocking or dismantling:
 - steering rods
 - steering ball joint
 - brake hoses
 - exhaust pipes
 - thread-locked screws
- heating longerons (except HLE steels)
- removing steel or aluminium parts



CAR-BODY REPAIR

- removal of steel or aluminum components
- straightening bent chassis (except HLE steel)



ANNEALING METAL PARTS

- annealing metal parts
- heating for bending
- brazing
- pre-heating



Precise

Only the part near the inductor is heated. Targeting a localized area of action becomes very simple.



Instantaneous

The heat, at the heart of the metal, is diffused in a matter of seconds. The procedure is completed very quickly.



Safe

The absence of any flame means you can work near heat-sensitive or flammable areas without causing any damage. This process represents a much safer alternative to a traditional blowtorch.



POWERDUCTION

INDUCTION POWER: 8

Designed and manufactured entirely in France, the POWERDUCTION range consists of 8 different models built to accommodate a wide range of applications. Offering high levels of performance and ergonomics, the POWERDUCTION 10R, 37LG, 39LG, 50LG, COMBI 50LG, 110LG, 160LG and 220LG are ideal for use in automotive, HGVS 160LG and 220LG are ideal for use in automotive, bodywork, maintenance and industrial workshops. The selection of inductors available supplements the range, to offer comprehensive options to suit each application and the precise area being worked on.

POWERDUCTION 10R, THE MULTI-PURPOSE SPIRAL



Applications

- Automotive workshops
- Locksmithing
- Maintenance work
- Steel construction

Advantages

- Compact and **very light (3.5 kg)**.
- Highly portable, it can be carried slung over the shoulder.
- Can be plugged in anywhere with a **single-phase socket**.
- Quick set-up : plug-in, go.
- 1,200 W of power.
- Supplied in a case with either 5 or 12 inductors, braided and flexible wires.

Optional Extra
Sticker-removal inductor
066601

Optional Extra
De-seizing inductor
079472

An induction generator with spiral inductor, the POWERDUCTION 10R is the ideal tool for de-seizing. Compact and lightweight (3.5 kg), with a 1200 W output, it can be carried with a shoulder strap. Characterized by quick and easy start-up from a single-phase socket, this generator is the ideal ally for all on-site interventions.

POWERDUCTION 10R ●	POWERDUCTION 10R PRO ●
Spiral wire Ø18 mm Side 054806	
Spiral wire Ø24 mm Side 054790	
Spiral wire Ø30 mm Side 055469	
Flexible braided wire 054813	
Rigid straight wire 054868	
Spiral wire Ø21 Side 079953	
Spiral wire Ø27 Side 079960	
Spiral wire Ø18 Front 079977	
Spiral wire Ø21 Front 079984	
Spiral wire Ø24 Front 079991	
Spiral wire Ø27 Front 080003	
Spiral wire Ø30 Front 080010	



POWERDUCTION 37LG, THE COMBINATION OF POWER AND MOBILITY

Applications

- Motoculture workshop
- Automotive workshops
- Maintenance work
- Car-body repair

Advantages

- Compact and portable (15 kg weight).
- Power: **3,700 W that can be set in increments of 250 W**.
- Duty cycle at max. power 7 min.
- Delivered with an S90 inductor (ref. 058927) or S180/B3W (ref. 067899).
According to model.
- Liquid-cooled generator (1.5 l).





Optional Extra
UNIVERSAL 800 trolley
051331

Weighing in at only 15 kg and powered by single-phase, 230 V power supply, the POWERDUCTION 37LG represents the perfect blend of power and portability. With 3,700 W of power, it is highly recommended for use in general repairs as well as automotive and maintenance workshops.



POWDERDUCTION 39LG, THE PERFECT BALANCE FOR AUTOMOTIVE WORKSHOPS

Applications

-  Automotive workshops
-  Truck workshops
-  Maintenance work
-  Car-body repair

Advantages





- Compact and easy to **move around the workshop**.
- Power: **3,700 W** that can be set in increments of 250 W.
- Duty cycle at max. power 15 min.
- Power supply equipped with **PFC** technology and **PROTEC 400**.
- 3 m + support arm 3 m + support arm.
- Delivered with complete inductor C20/B1 (ref. 056862) or S90 (ref. 080027).
- Maximum power for a **230 V socket with 16 A fuse**.
- Liquid-cooled power source (7 L).

It also boasts 3,700 W of power, and a 7-liter coolant tank. Thanks to this special feature, it can run at full power for 15 minutes without interruption. To make it easier to move around the workshop, the POWERDUCTION 39LG is mounted on swivel wheels and incorporates a bracket to support its 3 m lance.



POWERDUCTION 50LG, THE QUIET POWER

Applications

-  Automotive workshops
-  Truck workshops
-  Agricultural & construction workshops
-  Maintenance work

Advantages

- Power: **5,200 W of continuous power** (5,200 W at 100%).
- Single-phase power supply with **PFC technology and PROTEC 400**.
- Power cable : 8m.
- Inductor cable: 3 m + support arm.
- Delivered with complete inductor C20/B1 (ref. 056862).
- Power lead for **use with a 16 A plug**.
- Liquid-cooled power source (7 L).

Capable of continuous, full power heating, the POWERDUCTION 50LG is the most efficient in the single-phase range. Ideal for heavy-duty applications, this device's high power levels also make it well suited for straightening metal structures. Like the 39LG, it is equipped with a PFC (Power Factor Correction) and PROTEC 400 technology. These technologies offer four major advantages; they can be used on 185 - 265 V electrical networks, they are protected against overvoltages up to 400 V, boast energy savings of 30% and can be used on a 25 A / 230 V socket.





COMBIDUCTION AUTO 50LG, 2 POWER SOURCES IN 1

Applications

-  Automotive workshops
-  Agricultural workshops
-  Car-body repair
-  Maintenance work

Advantages

- Power: **5,200 W of continuous power** (5,200 W at 100%).
- Single-phase power supply **with PFC technology** and **PROTEC 400**.
- Power lead for use **with a 16 A plug**.
- Power cable : 8m.
- Inductor cable: 3 m + support arm.
- Delivered with complete inductor C20/B1 (réf. 056862).
- Supplied with glass inductor + adhesive inductor (réf. 053339 + réf. 053373).
- Liquid-cooled power source (7 L).
- Pneumatic foot pedal.



Includes
Adhesive inductor
Ref. 053339



Includes
Glass inductor
Ref. 053373



Optional Extra
Spiral inductor
Ref. 054783







Optional Extra
Dent-Removal Inductor
Ref. 054776

The COMBIDUCTION AUTO 50 LG provides immediate heating power for all kinds of applications on steel or aluminium. Equipped with two separate lances, it is a dual purpose unit featuring inductors for both car body and mechanical work. It is a dual purpose unit featuring inductors for both car body and mechanical work.



POWERDUCTION 110LG, CONCENTRATED PERFORMANCE

Applications

-  HGV, agricultural & construction workshops
-  Maintenance work
-  Shipyards & railways
-  Industry

Advantages

- Power: **11 kW continuous power (max power)**.
- Works on **16 A / 400 V or 35 A / 230 V three-phase power outlets**.
- Power cable: 5m.
- Inductor cable 4 m + support arm.
- Removable handle for improved portability.
- Comes with a **pneumatic control pedal**.
- Delivered with an inductor L90 (réf. 059788) ou L20/B4 (réf. 067882) Selon modèle.
- Liquid-cooled power source (7 L).







Optional Extra
POWERDUCTION Heat Controller
061644

Powered by a three-phase 400 V supply, the POWERDUCTION 110LG combines a considerable 11 kW of power in a compact package. A real performance powerhouse, it proves its worth in a wide range of applications, such as heavy-duty workshops or industrial production. For enhanced ergonomics, it is supplied with a pneumatic foot pedal.



POWERDUCTION 160LG, HIGH PERFORMANCE

Applications

-  HGV, agricultural & construction workshops
-  Maintenance work
-  Shipyards & railways
-  Industry

Advantages

- **16 kW of continuous power** (16 kW at max. power).
- Works on a **32 A / 400 V or 45 A / 230 V three-phase power outlet**.
- Liquid-cooled power source (30 L).
- Power cable : 4 m.
- Inductor cable 6 m + support arm.
- Removable handle for improved portability.
- Comes with a **pneumatic control pedal**.
- Delivered with an inductor L90 (réf. 059788) ou L20/B4 (réf. 067882). Selon modèle.

Supplied in three-phase 400 V, the POWERDUCTION 160LG delivers 16 kW of power. Its power output, 30 l fuel tank and on-board technology give it unrivalled performance in industrial environments and demanding applications. Its ergonomics are equally sophisticated, with a support arm for 6 m of inductor cable, 4 m of power cable, a pneumatic foot pedal and 4 wheels for perfect stability.



Optional Extra
POWERDUCTION Heat Controller
061644





POWERDUCTION 220LG, THE MOST POWERFUL

Applications

- | | |
|--|------------------|
| HGV, agricultural & construction workshops | Maintenance work |
| Shipyards & railways | Industry |

Advantages

- **22 kW of continuous power (22 kW at max. power).**
- Works on a **32 A / 400 V three-phase power outlet.**
- Liquid-cooled power source (30 L).
- Power cable : 4 m.
- Inductor cable : 6 m + support arm (ref. 066861) or 10 m + support arm (ref. 074576).
- Removable handle for improved portability.
- Comes with a **pneumatic control pedal.**
- Delivered with inductor L20/B4 (réf. 067882).

**BAKHEET
FIX
CONCEPT**
INVEST. TRAIN. MAINTENANCE



NEW



Optional Extra
POWERDUCTION Heat
Controller
061644

Powerduction 200LG supplies instant heat to unseize, and to heat up, steel or aluminium. Its flameless heating is precise, immediate and completely safe for working environments. Thanks to its liquid cooling, it can work continuously at its maximum power of 22kW. Designed for intensive use on 32 A three-phase socket, its productivity and heating quality make it an indispensable tool for all industrial environments.



SELECTION GUIDE POWERDUCTION



10 R	10R PRO	37 LG		39 LG	39 LG	50 LG	COMBI 50 LG	110 LG		160 LG		220 LG	220 LG
ref. 062504	ref. 080195	ref. 056992	ref. 083387	ref. 058583	ref. 080027	ref. 055599	ref. 065901	ref. 065246	ref. 058590	ref. 065253	ref. 057814	ref. 066861	ref. 074576
			ref. 083394 UK										

TECHNICAL DATA													
Power supply (50/60 Hz)	230V, 1~	230V, 1~	230V, 1~	230V, 1~	230V, 1~	230V, 3~	400V, 3~	230V, 3~	400V, 3~	400V, 3~			
Fuse	16 A	16 A	16 A	25 A	25 A	35 A	16 A	45 A	32 A	32 A			
Power	1,2 kW	3,7 kW	3,7 kW	5,2 kW	5,2 kW	11 kW		16 kW		22 kW			
Frequency	45 → 100 kHz	15 → 30 kHz	20 → 60 kHz	20 → 60 kHz	20 → 80 kHz	20 → 60 kHz		20 → 60 kHz		20 → 60 kHz			
Power Factor Correction (PFC)	—	—	■	■	■						—		
PROTEC 400 (P400)	—	—	■	■	■						—		
Coolant	Air	1.5L	7L	7L	7L						30L		
Power Supply Cable	2 m	2 m	6 m	8 m & 16 A extension	8 m & 16 A extension						5 m		4 m
Inductor Cable	1m	2 m	3 m	3 m	3 m	4 m		6 m		6 m 10m			
Dimensions	23 x 14 x 10 cm	45 x 28.5 x 25 cm	53 x 70 x 37 cm	59 x 88 x 59 cm	59 x 88 x 59 cm	59 x 90 x 59 cm		78 x 118 x 58 cm		78 x 118 x 58 cm			
Weight	3 kg	15 kg	50 kg	70 kg	70 kg	80 kg		150 kg		150 kg			

HEATING CAPACITIES													
Duty Cycle	35 °C / 100%	2 min	7 min	15 min	continuous	continuous	continuous	continuous	continuous	continuous			
Nut Size		—	M10 → 1 s	M12 → 1 s	M14 → 1 s	M14 → 1 s	M18 → 1 s	M20 → 1 s	M45 → 2 s				
Sheet Thickness		—	2 mm → 5 s	2 mm → 5 s	2 mm → 3 s 4 mm → 5 s	2 mm → 3 s 4 mm → 5 s	2 mm → 2 s 4 mm → 4 s	2 mm → 2 s 4 mm → 4 s	2 mm → 1 s 4 mm → 3 s				
Metal Rod Diameter		∅ 8 → 10 s	∅ 10 → 15 s	∅ 10 → 15 s	∅ 10 → 10 s	∅ 10 → 10 s	∅ 10 → 7 s	∅ 10 → 5 s	∅ 10 → 4 s				

RECOMMENDED USES													
Mechanics	Auto												
	HGV												
	Agri												
	Construction												
General Maintenance													
Industry													

On-Board Technologies

It is challenging to control the heating process and precise induction temperatures. The POWERDUCTION range offers the technology needed for this type of control, for perfect results every time.

NEW



Regulating the Temperature


The POWERDUCTION 110LG, 160LG and 220LG can be fitted with a 'POWERDUCTION Heat Controller' smart box. Connecting directly to the circuit board, along with thermal sensors, it can be programmed easily through the machine's user-friendly interface. This function allows a heating set point to be consistently maintained between 80 and 350°C. This is ideal for pre-heating welding workpieces, interference-fitting or paint stripping.

NEW



Controlling the Duration

The latest generation of POWERDUCTION machines (V4) come with a new «Timer» feature. This function means that the heating time can be precisely adjusted (from anywhere between 1 - 30 seconds) to achieve the right level of accuracy (excluding the 37 LG).



Induction heating specially tailored to your inductor and welding material

The POWERDUCTION range responds differently depending on the type of inductor being used and the material being heated. It provides an optimal heating power adapted specifically to each situation.

INDUCTORS

* = standard equipment	S90 058927	S70 061569	S180 059269	S20/B1 (20°) 064874	S180/B1 064881	S180/B3W 067899
37 LG	✓*			✓		✓
39 & 50 LG				✓ with 28S adaptor		
110, 160 & 220 LG				✓ with 32S adaptor		

NEW

NEW

Ø20	Ø25	Ø30	Ø35	Ø40	Ø45	Ø50	Ø55
S20/D20 078796	S20/D25 078802	S20/D30 078819	S20/D35 078826	S20/D40 078833	S20/D45 078840	S20/D50 078857	S20/D55 078864
S90/D20 078871	S90/D25 078888	S90/D30 078895	S90/D35 078901	S90/D40 078918	S90/D45 078925	S90/D50 078932	S90/D55 078949
S180/D20 069985	S180/D25 069992	S180/D30 070592	S180/D35 070608	S180/D40 070615	S180/D45 070622	S180/D50 070639	S180/D55 070646
37 LG	✓ S20/D20-D35, S90/D20-D35, S180/D20-D35						
39 & 50 LG	✓ with 28S adaptor						
110, 160 & 220 LG	✓ with 32S adaptor						
- Protection kit for loop inductors 077386 077386							

S180 HEAT TUBE D37 078604	S180 HEAT TUBE D40 078611	S180 HEAT TUBE D50 078628
37 LG	-	
39 & 50 LG	✓ with 28S adaptor	
110, 160 & 220 LG	✓ with 32S adaptor	
DIFFICULT ACCESS ADAPTERS		
	90°-S 082663	✓ compatible with 180/B1 ✓ compatible with 180/B2 ✓ compatible with 180/B3W
ADAPTORS		
	28S M28 Ø16 064485	
	32S M32 Ø16 064508	
37 LG	-	
39 & 50 LG	✓ 28S M28 Ø16	
110, 160 & 220 LG	✓ 32S M32 Ø16	



INDUCTORS

* = standard equipment	L90 (90°) 059788	L70 (70°) 059771	L180 059795	L180/Spiral 065000	L20/B4 067882	L20 Alu Glove 069114	L180/B4 079786
37 LG				-			
39 & 50 LG			✓ with 28L adaptor				
110, 160 & 220 LG	✓ with 32L* adaptor		✓ with 32L adaptor		✓ with 32L* adaptor	✓ with 32L adaptor	✓ with 32L adaptor

NEW

NEW

Ø60	Ø70	Ø80	Ø90	Ø100	Ø110	Ø120	Ø130	Ø140	Ø150	Ø160	Ø170	Ø180	Ø190	Ø200
L20/D60 078956	L20/D70 078963	L20/D80 078970	L20/D90 078987	L20/D100 078994	L20/D110 079007	L20/D120 079014	L20/D130 079021	L20/D140 079038	L20/D150 079045	L20/D160 079052	L20/D170 079069	L20/D180 079076	L20/D190 079083	L20/D200 079090
L90/D60 079106	L90/D70 079113	L90/D80 079120	L90/D90 079137	L90/D100 079144	L90/D110 079151	L90/D120 079168	L90/D130 079175	L90/D140 079182	L90/D150 079199	L90/D160 079205	L90/D170 079212	L90/D180 079229	L90/D190 079236	L90/D200 079243
L180/D60 069923	L180/D70 069930	L180/D80 069121	L180/D90 069947	L180/D100 069954	L180/D110 069961	L180/D120 069978	-	-	-	-	-	-	-	-
37 LG	-													
39 & 50 LG	✓ with 28L adaptor													
110, 160 & 220 LG	✓ with 32L adaptor													
- Protection kit for loop inductors 077386 077386														

L90 BRAZ 16 Ø 1/2" / 16 mm 076907	L90 BRAZ 28 Ø 1" / 28 mm 076921	L180 BRAZ 16 Ø 1/2" / 16 mm 076914	L180 BRAZ 28 Ø 1" / 28 mm 076938
37, 39 & 50 LG	-		
110, 160 & 220 LG	✓ with 32L adaptor *		

Protection kit for brazing inductors
077515
077515

NEW

L180R X
Made to order

37, 39 & 50 LG: -
110, 160 & 220 LG: ✓ with 32L adaptor

ADAPTORS	
	28L M28 Ø32 064492
	32L M32 Ø32 064515
37 LG	-
39 & 50 LG	✓ 28L M28 Ø32
110, 160 & 220 LG	✓ 32L M32 Ø32

28S/B type W for 39LG & 50LG 072497	32S/B type W for 110LG & 160LG 072503	L box 065796
Includes: S20/B1 (x1) S180/B1 (x1) S180/B3 (x1) 28S (x1) B1 (x1) B3 (x1)	Includes: S20/B1 (x1) S180/B1 (x1) S180/B3 (x1) 32S (x1) B1 (x1) B3 (x1)	Includes: L70 (x1) L180 (x1)

Trolley for 32L adaptor inductor
075955

4 or 8 wheels

NEW

B1 053823	B1 (x5) 079380	B2 053458	B3 067875	B4 053755	B5 079489	Spiral 069701
NEW						

Glue kit for inductor
075948


EA 9487

Bi-component Power Epoxy adhesive 150°C
054851

COMPLETE (Ø 28)		
C20/B1 (20°) 056862	C180/B1 (90°) 056879	C180/B2 (90°) 056886
37 LG	-	-
39 & 50 LG	✓*	✓
110, 160 & 220 LG	-	-


* = standard equipment



Follow  on social media



Founded in 1964, GYS is a French family group with 900 employees worldwide. With a state-of-the-art research centre, GYS is a major player in the design and manufacture of welding equipment, battery chargers and car body repair solutions.

 **GYS France**
1 rue de la Croix des Landes
CS 54159
53941 Saint-Berthevin Cedex
Fax : (+33) 2 43 68 35 21
www.gys.fr / E-mail : contact@gys.fr

3 154020 095533

